

# COUNTY OF GILLESPIE

Kelly Eckhardt  
County Treasurer

Gillespie County Courthouse  
101 West Main Street, Unit #5  
Room 106

Office 830-997-6521  
Fax 830-990-2307

FREDERICKSBURG, TEXAS  
78624-3700

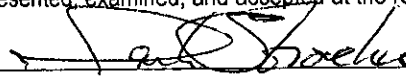
## AFFIDAVIT

I, Kelly Eckhardt, Treasurer, in and for the County of Gillespie, State of Texas, hereby submit the attached report of investment transactions for all invested funds held by Gillespie County Treasurer for the month ending July 31, 2020 and I certify that these investments are in compliance with the local investment policy and the Public Funds Investment Act.


  
\_\_\_\_\_  
Kelly Eckhardt, Gillespie County Treasurer


July 2020 Total Investment Pools	\$ 4,860,022.73
July 2020 Total Collateralized CDs	\$ 3,035,804.04
July 2020 Total Brokered CDs	\$ 3,210,000.00
July 2020 Total Collateralized Sweep Accounts	\$ 17,802,190.71
July 2020 Total Invested Funds	\$ 28,908,017.48

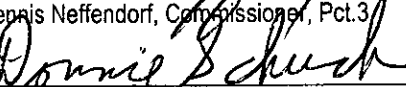
Presented, examined, and accepted at the regular term of Commissioners' Court on this the 14th day of September, 2020.


  
\_\_\_\_\_  
Mark Stroehrer, County Judge

  
\_\_\_\_\_  
Charles Olfers, Commissioner, Pct.1

  
\_\_\_\_\_  
Keith Kramer, Commissioner, Pct.2

  
\_\_\_\_\_  
Dennis Neffendorf, Commissioner, Pct.3

  
\_\_\_\_\_  
Donnie Schuch, Commissioner, Pct.4

  
\_\_\_\_\_  
Mary Lynn Rusche, County Clerk

**Gillespie County Investments**

**7/31/2020**

**Investment Pool Issuer**

**7/31/2020**  
 \$1,562,782.99  
 \$127,577.97  
 \$3,169,661.77  
**\$4,860,022.73**

**Changes in Principal**

**Transfers to SSB&T Operating Account**

**Interest**

**Maturity Date**  
 on Demand  
 on Demand  
 on Demand  
**Total Investment Pools**  
**Average Investment Pool Rate**

**7/1/2020**  
 \$1,562,181.29  
 \$127,528.85  
 \$3,169,101.48  
**\$4,858,811.62**

**Avg Int Rate**  
 0.76%  
 0.76%  
 0.27%  
**0.60%**

**Collateralized CD Issuer**

**7/31/2020**  
 \$254,188.44  
 \$254,399.51  
 \$500,000.00  
 \$305,406.46  
 \$406,034.53  
 \$353,581.16  
**\$2,073,610.10**

**Changes in Principal**

**Transfers to SSB&T Operating Account**

**Interest**

**Maturity Date**  
 9/11/2020  
 3/11/2021  
 9/1/2021  
 9/4/2021  
 10/3/2021  
 12/10/2021  
**Total SSB&T Collateralized CDs**  
**Average SSB&T CD Rate**

**7/1/2020**  
 \$253,772.42  
 \$253,962.36  
 \$500,000.00  
 \$304,869.20  
 \$405,369.99  
 \$353,074.70  
**\$2,071,048.67**  
**2.03%**

**7/31/2020**  
 \$101,055.16  
 \$101,055.16  
 \$151,450.31  
 \$100,966.86  
 \$100,978.00  
 \$305,633.29  
 \$101,055.16  
**\$962,193.94**

**Changes in Principal**

**Transfers to SSB&T Operating Account**

**Interest**

**Maturity Date**  
 10/30/2020  
 10/30/2020  
 11/28/2020  
 12/15/2020  
 7/19/2021  
 8/2/2021  
 8/11/2021  
**Total Texas Regional Bank Collateralized CDs**  
**Average Collateralized CD Rate**

**7/1/2020**  
 \$100,905.87  
 \$100,905.87  
 \$151,245.20  
 \$100,830.12  
 \$100,847.86  
 \$305,119.19  
 \$100,905.87  
**\$960,759.98**  
**1.89%**

**7/31/2020**  
 \$149.29  
 \$149.29  
 \$205.11  
 \$136.74  
 \$130.14  
 \$514.10  
 \$149.29  
**\$1,433.96**

**Changes in Principal**

**Transfers to SSB&T Operating Account**

**Interest**

**Maturity Date**  
 10/30/2020  
 10/30/2020  
 11/28/2020  
 12/15/2020  
 7/19/2021  
 8/2/2021  
 8/11/2021  
**Total Texas Regional Bank Collateralized CDs**  
**Average Collateralized CD Rate**

**7/1/2020**  
 \$149.29  
 \$149.29  
 \$205.11  
 \$136.74  
 \$130.14  
 \$514.10  
 \$149.29  
**\$1,433.96**  
**1.89%**

**Gillespie County Investments**  
**7/31/2020**

Brokered CD Issuer	Maturity	Interest	7/1/2020	Accrued Interest	Transfers to SSB&T Operating Account	Changes in Principal	7/31/2020	7/1/2020	7/31/2020
FNC-Valley National Bank	4/8/2021	1.25%	\$246,000.00	\$960.41			\$246,000.00	\$248,140.20	\$248,140.20
FNC-Truist Bank	4/20/2021	1.15%	\$247,000.00	\$786.00			\$247,000.00	\$249,032.81	\$249,032.81
FNC-Wex Bank	7/9/2021	1.25%	\$241,000.00	\$932.64			\$241,000.00	\$243,706.43	\$243,706.43
<b>Total FNC Brokered CDs</b>			<b>\$734,000.00</b>	<b>\$2,679.05</b>	<b>\$0.00</b>	<b>\$0.00</b>	<b>\$734,000.00</b>	<b>\$740,879.44</b>	<b>\$740,879.44</b>
<b>Average FNC Brokered CD Rate</b>		<b>1.22%</b>							
MSB-Dime Community Bank	9/14/2020	2.40%	\$247,000.00	\$763.33	\$0.00		\$247,000.00	\$248,193.01	\$247,716.30
MSB-Ally Bank	6/14/2021	2.40%	\$247,000.00	\$779.57	\$0.00		\$247,000.00	\$252,335.20	\$251,930.12
MSB-Goldman Sachs	6/14/2021	2.40%	\$247,000.00	\$795.81	\$0.00		\$247,000.00	\$252,335.20	\$251,930.12
MSB-Morgan Stanley Private Bank	6/14/2021	2.45%	\$246,000.00	\$792.59	\$0.00		\$246,000.00	\$251,431.68	\$251,015.94
MSB-University Iowa Community CU	6/14/2021	2.45%	\$249,000.00	\$501.41	(\$501.41)		\$249,000.00	\$254,453.10	\$254,047.23
MSB-BMW Bank North America	8/30/2020	1.55%	\$248,000.00	\$1,621.85	\$0.00		\$248,000.00	\$251,997.76	\$251,804.32
MSB-Morgan Stanley	12/13/2021	1.75%	\$247,000.00	\$580.28	\$0.00		\$247,000.00	\$252,636.54	\$252,441.41
MSB-Bellco Cr Un	3/30/2022	1.30%	\$249,000.00	\$0.00	(\$274.92)		\$249,000.00	\$253,775.82	\$253,723.53
MSB-American Express	3/31/2022	1.35%	\$248,000.00	\$1,119.06	\$0.00		\$248,000.00	\$252,992.24	\$252,922.80
MSB-Cadence Bank	3/31/2022	1.20%	\$248,000.00	\$994.72	\$0.00		\$248,000.00	\$252,354.88	\$252,317.68
<b>Total MSB Brokered CDs</b>			<b>\$2,476,000.00</b>	<b>\$7,948.62</b>	<b>(\$776.33)</b>	<b>\$0.00</b>	<b>\$2,476,000.00</b>	<b>\$2,522,505.43</b>	<b>\$2,519,849.45</b>
<b>Average MSB Brokered CD Rate</b>		<b>1.93%</b>							

**Collateralized Sweep Account Issuer**

Collateralized Sweep Account Issuer	Maturity Date	Interest Rate	7/1/2020	Interest	Deposits	Withdrawals	7/31/2020
Security State Bank & Trust-General	on Demand	0.10%	\$19,465,213.89	\$1,568.77	\$836,466.60	(\$2,844,365.71)	\$17,458,883.55
Security State Bank & Trust-COB2001-I&S	on Demand	0.10%	\$57,992.97	\$4.95	\$887.56		\$58,885.48
Security State Bank & Trust-GOB 2013-I&S	on Demand	0.10%	\$251,363.16	\$21.51	\$5,029.45		\$256,414.12
Security State Bank & Trust-2013 Jail Project	on Demand	0.10%	\$28,005.19	\$2.37	\$0.00	\$0.00	\$28,007.56
<b>Total Collateralized Sweep Accounts</b>			<b>\$19,802,575.21</b>	<b>\$1,597.60</b>	<b>\$842,383.61</b>	<b>(\$2,844,365.71)</b>	<b>\$17,802,190.71</b>
<b>Average Collateralized Sweep Account Rate</b>		<b>0.10%</b>					
<b>Total Invested Funds</b>			<b>\$30,903,195.48</b>				<b>\$28,908,017.48</b>

## Pledge Report by Maturity Date

### Pledge B: GILLESPIE COUNTY - TEXAS

SK	Code	Cusip	ID #	Current Face	Original Face	Description	ASC	Moody / S&P	Coupon	Maturity	Book Value	Fair Value
1006	270299FC9	103353		240,000.00	240,000.00	EARLY TX REF GO AGM QTEO	HTM	NR / AA	2.000	02/15/2021	240,811.69	242,062.41
1006	486188EJ0	102402		375,000.00	375,000.00	KAUFMAN CNTY TX GO AGM	AFS	NR / AA	3.000	02/15/2021	376,662.29	380,249.29
1006	89438EHB3	102301		220,000.00	220,000.00	TRAVIS CNTY TX MUD #3 RFDG-SER A GO.	AFS	A1 / NR	3.000	09/01/2021	220,000.00	220,457.12
1006	20843SNE3	102168		610,000.00	610,000.00	CONROE TX WTR & SWR REV AGM QTEO	HTM	NR / AA	3.000	11/15/2021	611,274.36	614,244.50
1006	881830K69	103729		380,000.00	380,000.00	TEXARKANA TX GO QTEO	HTM	NR / AA-	3.500	02/15/2022	392,162.23	397,957.31
1006	899474UY4	103514		310,000.00	310,000.00	TULOSO-MIDWAY TX ISD REF GO PSF QTEC	HTM	NR / AAA	3.000	02/15/2022	314,655.17	323,052.89
1006	932440BS8	103584		385,000.00	385,000.00	WALLER CNTY TX GO BDS 2017 QTEO	HTM	NR / AA	3.000	02/15/2022	391,820.39	400,238.68
1006	385082HZ8	102164		230,000.00	230,000.00	GRANBURY TX UTIL SYS REV AGM QTEO	HTM	A2 / AA	4.000	09/15/2022	230,271.44	230,978.73
1006	046573GES	103474		430,000.00	430,000.00	ATASCOSA CNTY TX C/O GO QTEO	HTM	NR / AA-	3.000	02/01/2023	440,070.55	457,302.56
1006	929831FX8	103497		450,000.00	450,000.00	WACO TX C/O GO QTEO	HTM	Aa1 / AA+	3.000	02/01/2023	459,459.26	478,572.45
1006	157789GX0	103579		480,000.00	480,000.00	CHAMBERS CNTY TX GO QTEO	HTM	NR / AA	3.000	03/01/2023	494,138.02	512,687.59
1006	006514GCI	103457		250,000.00	250,000.00	ADDICKS TX UD WW & SS GO BAM QTEO	HTM	NR / AA	2.250	09/01/2023	248,233.26	261,138.93
1006	970007LR9	103369		230,000.00	230,000.00	WILLIAMSON CNTY TX WW&SS IRR & DRAI	HTM	A3 / AA	3.000	09/01/2023	233,457.42	235,943.76
1006	385082JAI	102165		240,000.00	240,000.00	GRANBURY TX UTIL SYS REV AGM QTEO	HTM	A2 / AA	4.000	09/15/2023	240,229.72	241,021.29
1006	016140NG6	103484		210,000.00	210,000.00	ALICE TX REF GO AGM QTEO	HTM	NR / AA	4.000	02/01/2024	220,400.06	235,593.79
1006	286525QG8	103472		395,000.00	395,000.00	ELGIN TX C/O GO BAM QTEO	HTM	Baa1 / AA	4.000	07/15/2024	420,014.58	443,146.58
1006	877294SS8	103577		260,000.00	260,000.00	TAYLOR TX GO REF BDS 2017 QTEO	HTM	NR / AA-	4.000	08/15/2024	279,670.44	296,175.71
1006	006514GDI9	103458		250,000.00	250,000.00	ADDICKS TX UD WW & SS GO BAM QTEO	HTM	NR / AA	2.500	09/01/2024	248,619.43	262,280.48
1006	046573GG0	103487		460,000.00	460,000.00	ATASCOSA CNTY TX C/O GO QTEO	HTM	NR / AA-	3.000	02/01/2025	474,123.04	509,764.21
1006	078275X25	103451		925,000.00	925,000.00	BELLAIRE TX REF GO QTEO	HTM	NR / AAA	2.000	02/15/2025	913,565.14	991,229.14
1006	513642EA2	102484		245,000.00	245,000.00	LAMPASAS TX GO SINKING FUND QTEO	HTM	NR / AA-	3.000	02/15/2025	245,902.33	248,133.57
1006	38588NEZ8	102903		250,000.00	250,000.00	GRAND LAKES MUD #1 TX GO AGM QTEO	AFS	NR / AA	4.000	04/01/2025	254,890.70	262,322.48
1006	622707RU3	102910		250,000.00	250,000.00	MOUNT PLEASANT TX ISD GO BAM SINK Q	HTM	A1 / AA	3.500	08/15/2025	250,123.02	250,310.53
1006	770043KP1	102653		250,000.00	250,000.00	ROANOKE TX GO QTEO	HTM	NR / AA	3.750	08/15/2025	252,205.36	257,997.56
1006	89440AFZ6	103395		295,000.00	295,000.00	TRAVIS CNTY TX MUD #11 REF GO BAM SIF	AFS	NR / AA	4.000	08/15/2025	313,011.94	320,690.01
1006	626752SV2	102862		285,000.00	285,000.00	MURPHY TX WW & SS GO SINK QTEO	HTM	NR / AA+	3.500	02/15/2026	293,028.23	314,026.19
1006	262061MV3	103666		250,000.00	250,000.00	DRIPPING SPRINGS TX ISD GO PSF QTEO	HTM	NR / AAA	3.000	08/15/2026	253,034.95	256,632.39
1006	34682EKR3	103295		585,000.00	585,000.00	FORT BEND CNTY TX MUD #123 GO BAM Q	AFS	A3 / AA	4.000	09/01/2026	615,691.93	642,648.00
1006	016140NL5	103483		490,000.00	490,000.00	ALICE TX REF GO AGM QTEO	HTM	NR / AA	4.000	02/01/2028	517,133.59	570,401.12
1006	566022QD4	102870		500,000.00	500,000.00	MARBLE FALLS TX GO QTEO	HTM	NR / AA	4.000	02/01/2028	520,864.13	555,647.03
1006	626752SX8	102861		305,000.00	305,000.00	MURPHY TX WW & SS GO SINK QTEO	HTM	NR / AA+	4.000	02/15/2028	316,350.70	340,393.94
1006	31307CQS0	102578		293,525.72	293,525.72	FHLMC J #24065	HTM		2.500	06/01/2028	292,617.10	308,660.04
1006	36179NFD5	102601		292,260.75	292,260.75	GNMA II #MA1064	HTM		2.500	06/20/2028	291,031.34	306,599.79
1006	36179NHJ0	102604		273,089.29	273,089.29	GNMA II #MA1133	HTM		2.500	07/20/2028	272,814.05	286,487.73
1006	121295FY0	103325		480,000.00	480,000.00	BURKBURNETT TX C/O WW & SS GO BAM	HTM	NR / AA	3.000	02/15/2029	502,786.51	534,609.94
1006	921237DH3	103520		255,000.00	255,000.00	VAN TX C/O GO BAM SINKING FUND QTEO	HTM	A3 / AA	3.000	08/15/2029	257,322.92	285,331.37
1006	894520E43	103394		345,000.00	345,000.00	TRAVIS CNTY TX WTR CTL & IMPT DIST #01	AFS	NR / AA	4.000	11/01/2029	347,528.24	348,010.11

Note: Refer to the U.S. Government and Agency Ratings report for ratings on treasury, agency and pass through securities.



(210) 224-5492  
(210) 224-8787

9601 McAllister Freeway, Suite 301, San Antonio, Texas 78216-4633

## II. Pledge & Safekeeping Reports

**Pledge Report by Maturity Date**  
Pledge B: GILLESPIE COUNTY - TEXAS

Safekeeping Receipt	SK Code	Cusip	ID #	Current Face	Original Face	Description	ASC 320	Moody / S&P	Coupon	Maturity	Book Value	Fair Value
1006	492350DF7		103350	270,000.00	270,000.00	KERR CNTY TX C/O GO QTEO	HTM	NR / AA	4.000	02/15/2030	273,573.58	275,009.60
1006	782203CD3		103496	425,000.00	425,000.00	RUSK TX WW & SWR SYS C/O BAM-TCRS G	AFS	NR / AA	4.000	02/15/2030	435,108.19	444,524.58
1006	924648JS8		103392	525,000.00	525,000.00	VERNON TX REF GO MAC SINKING FUND Q	HTM	NR / AA	4.000	03/15/2030	579,344.74	612,595.40
1006	488818EP6		103449	215,000.00	215,000.00	KENEDY TX C/O GO SINKING FUND QTEO	HTM	NR / AA-	4.000	05/01/2030	228,740.07	246,460.62
1006	897062ES0		103355	345,000.00	345,000.00	TROPHY CLUB TX GO AGC QTEO	HTM	Aa3 / AA+	4.125	09/01/2030	345,817.40	346,069.50
1006	970667WL1		103732	500,000.00	500,000.00	WILLIS TX ISD REF BDS 2012 GO PSF QTEO	HTM	Aaa / NR	2.750	02/15/2031	507,892.56	518,085.36
1006	077131J78		103490	285,000.00	285,000.00	BEEVILLE TX C/O GO AGM SINKING FUND C	HTM	NR / AA	4.000	08/15/2031	301,194.89	319,373.50
1006	244109P32		103361	245,000.00	245,000.00	DEER PARK TX C/O GO QTEO	HTM	NR / AAA	4.000	03/15/2032	248,789.00	250,336.44
1006	3128F73X9		102571	414,111.85	414,111.85	FHLMC C #91714	HTM		3.000	07/01/2033	412,760.00	437,405.64
1006	36225C5S1		101528	70,987.88	1,000,000.00	GNMA II #80856 ADJ RT	AFS		3.000	03/20/2034	70,974.85	72,281.27
1006	36225DH49		101551	86,901.02	2,000,000.00	GNMA II #81150 ADJ RT	AFS		3.125	11/20/2034	86,901.02	88,268.32
1006	36225DHX5		101552	42,997.82	2,000,000.00	GNMA II #81145 ADJ RT	AFS		3.125	11/20/2034	42,950.82	43,569.32
1006	36225E5X6		101907	80,953.15	1,000,000.00	GNMA II #82661 ARM	AFS		3.125	11/20/2040	80,953.15	82,423.40
1006	36225E5X6		101913	80,953.15	1,000,000.00	GNMA II #82661 ARM	AFS		3.125	11/20/2040	80,953.15	82,423.40
Items 51											16,941,928.95	17,641,826.17
											3.308	

Status Codes: N = New Purchase S = Sold M = Matured C = Called O = Paid Off \* = Pre-refunded T = ASC 320 Transfer I = Impaired  
Note: Refer to the U.S. Government and Agency Ratings report for ratings on treasury, agency and pass through securities



(210) 224-5492  
(210) 224-8787  
9601 McAllister Freeway, Suite 301, San Antonio, Texas 78216-4633

**II. Pledge & Safekeeping Reports**



Gillespie County  
Kelly Eckhardt, County Treasurer  
101 West Main St  
Rm 5  
Fredericksburg, TX 78624

Custodial Letter of Credit  
Pledge Allocation Pledge Receipt

Pledge Reference #: 27000316-4      Member FHFA ID: 13389      Effective Date: 05/04/2020

Pledge allocation for the above beneficiary has been pledged by

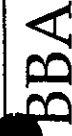
Security State Bank & Trust  
P.O. Box 471  
Fredericksburg, TX 78624

Pledged Amount: \$10,000,000.00

Letter of Credit # 27000316  
LOC Maturity Date 12/20/2021  
LOC Issue Date 12/20/2019

IN ORDER TO COMPLY WITH 2257.045(C)(2) OF THE TEXAS GOVERNMENT CODE, PROMPTLY, BY THE CLOSE OF BUSINESS TODAY, DELIVER A COPY OF THIS TRUST RECEIPT TO YOUR DEPOSITOR.

# Pledges By Pledgee And Maturity



Pledged To: GILLESPIE CO

Texas Regional Bank - McAllen, TX

Page 28 of 39

As Of 7/31/2020

Receipt# Safekkeeping Location	CUSIP	ASC 320	Description Maturity	Prerefund	Pool/Type Coupon	Moody S&P	Original Face Pledged Percent	Original Face	Pledged		
									Par	Book Value	Market Value
FHLB: FED HOME LOAN BANK	31410LGN6	AFS	FNMA 15YR 01/01/27		890405 3.50		1,655,000.00 100.00%	1,655,000.00	239,053.03	246,487.03	251,350.73
FHLB: FED HOME LOAN BANK	3128MECD1	AFS	FHLMC 15YR 11/01/29		G15268 3.50		1,700,000.00 100.00%	1,700,000.00	577,296.90	606,039.41	616,415.22
FHLB: FED HOME LOAN BANK	3138ETYH3	AFS	FNMA 20YR 04/01/36		AL8811 4.00		1,625,000.00 100.00%	1,625,000.00	832,395.88	883,095.29	904,114.56
<b>3 Securities Pledged To: L - GILLESPIE CO</b>								<b>4,980,000.00</b>	<b>1,648,745.81</b>	<b>1,735,621.73</b>	<b>1,771,880.51</b>